


RELIABLE EQUIPMENT & SERVICE CO., INC.

REL-SB7

Socket
Connector



Spring Loaded
Locking Pin With
Hot Stick Eye



Three (3) Positioning Lugs Offer
Multiple Mounting Angles

Will compliment applicable mounting
accessories from leading manufacturers.

Size: 15-1/4" x 7" x 7" OAL
Weight: 9.2 lbs.

REL-SB7 - UNIVERSAL ROLLER

This lightweight, strong, and versatile 7" stringing block will be a valuable addition to any line stringing inventory.

This unit will provide dependable service under the extreme conditions common to the Line Construction Industry.

The groove is profile machined to provide precision sagging and smooth operation.

The sealed ball bearings will provide years of service under normal field conditions.

This unit may be attached to any ANSI Class 52-3 & 5 ball and socket insulators using the integral socket connector.

The socket connector may be attached to a variety of optional fittings. (Ball Clevis, Y-Clevis, or Ball Safety Hook) Compatible mounting adapters are also available to compliment any stringing application.

Three mounting lugs on the frame offer multiple mounting angles, when used with the [REL-SBCAB*](#) crossarm adapter.

Features a spring loaded locking pin for smooth, hot stick or hand operation. When the pin is released, the spring loaded conductor gate will open effortlessly and close automatically for *Fast* seamless conductor clipping.

Refer to reverse of this page for additional Block, Bracket & Accessory information.



**RELIABLE
EQUIPMENT**

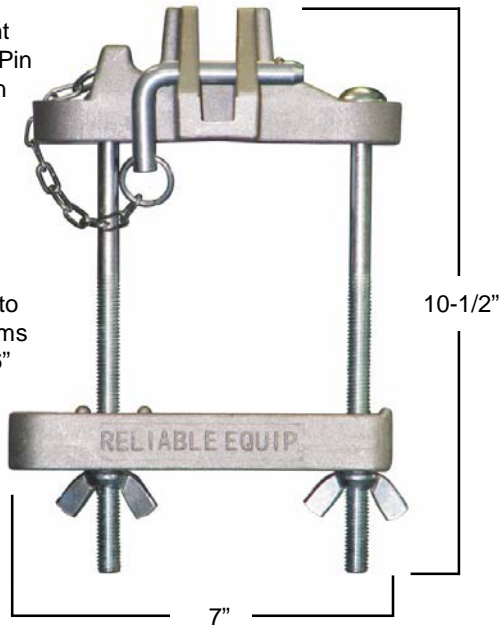
USED WITH CONFIDENCE AROUND THE WORLD

92 Steamwhistle Drive Ivyland, PA 18974
Phone: 800-966-3530 Fax: 215-357-9193
Visit us on the web at www.Reliable-Equip.com

REL-SBCAB


Ball Detent
Connecting Pin
with Chain

Adjustable to
Fit Crossarms
Up to 5"x 6"



Three (3) Positioning Points
Offer Multiple Mounting Angles

Bolt Type Design
Adapts to a Variety
of Crossarm Sizes



ACCESSORIES

SAFETY HOOK



REL-SBSH

Y BALL CLEVIS



REL-SBYBC

BALL CLEVIS




REL-SBBC

SPECIFICATIONS

Outside Sheave:	7 inch
Rim Width:	3 inch
Throat Dimensions:	3-5/8" H x 3-1/16" W
Max. Conductor:	2 inch
Max. Working Load:	2,500 lbs.
Max. Crossarm:	5" x 6"
Block Weight:	9.2 lbs.
Bracket Weight:	3.3 lbs.

Dimensions, and weights are subject to change.

REL-SB7 & REL-SBCAB



Three positioning lugs on the REL-SB7 are complimented by three mounting angles on the REL-SBCAB to offer multiple mounting options.