



RELIABLE EQUIPMENT & SERVICE CO., INC.

REL-TP3 - 3" Trash Pump



The RELIABLE REL-TP3 Hydraulic Trash Pump is lightweight, yet capable of moving high volumes of water, and solids (sand slurries, gravel, and sludge) up to 3 inches (75 mm) in diameter and 30% by volume.

The REL-TP3 pump is fully submersible, self priming, and may be run dry, without damage to the motor, bearings or impeller. These urethane pumps have a history of pumping sand, gravel, concrete, and even mortar slurries without issue. The REL-TP3 is even able to pump petroleum products without issue.

The urethane bowl and impeller are extremely durable and light weight. Hard and sharp materials bounce off instead of abrading the interior surfaces, making this design last longer and perform better than aluminum, iron and even steel pumps.

The high volume impeller is complimented by a 3" (75 mm) inlet and outlet to make the REL-TP3 one of the most productive pumps on the market. This unit is capable of pumping over 450 gpm (1,688 lpm) at a 10 ft. (2.54 m) head from any 2,000 psi (HTMA Type II) hydraulic source using only 9 gpm (34 lpm) of hydraulic flow.

The top cover is attached to the volute with six large wing nuts making routine cleaning, inspection and maintenance **FAST & EASY**.

The convenient **Split Handles** provides a well balanced lift.

The REL-TP3 Trash Pump can be paired with the REL-HPU-2000 Hydraulic Power Unit to make a **Powerful Portable Combo** for high volume trash pump and dewatering applications.

Consult your local Reliable representative for more "Tooling Solutions" available from

Reliable Equipment & Service Co., Inc.

SPECIFICATIONS


Capacity	475 gpm (1,800 lpm)
Discharge Dia.	3 in. (75 mm) Fem Pipe Thd
Inlet Dia.	3 in. (75 mm)
Pressure	2,000 psi (140 bar)
Flow	7-9 gpm (26-34 lpm)
Porting	#10 SAE (pressure)
.....	#12 SAE (return)
Connections	1/2 in. Male Pipe (Pressure)
.....	1/2 in. Male Pipe (Return)
Height	13 in. (33 cm)
Length	14 in. (35.5 cm)
Width	16 in. (41 cm)
Weight	30 lbs (13.6 kg)



RELIABLE EQUIPMENT & SERVICE CO., INC.

301 Ivyland Road • Warminster, PA 18974
Phone: 800-966-3530 • Fax: 215-357-9193

Visit us on the web at www.Reliable-Equip.com



RELIABLE EQUIPMENT & SERVICE CO., INC.

REL-TP4 - 4" Trash Pump



The **RELIABLE REL-TP4** 4 inch, heavy duty Hydraulic Trash Pump is lightweight, yet capable of moving high volumes of water, and solids (sand slurries, gravel, and sludge) up to 3 inches (75 mm) in diameter.

The **REL-TP4** pump is fully submersible, self priming, and may be run dry, without damage to the motor, bearings or impeller.

The high volume impeller is complimented by a 4" (100 mm) inlet and outlet to make the **REL-TP4** one of the most productive pumps on the market. This unit is capable of pumping over 800 gpm (3,028 lpm) at a 10 ft. (2.54 m) head from any 2,000 psi (HTMA Type II) hydraulic source using only 9 gpm (34 lpm) of hydraulic flow.

The top cover is attached to the volute with six large wing nuts making routine cleaning, inspection and maintenance **FAST & EASY**.

The **REL-TP4** features a steel volute with replaceable polyethylene wear plates, a self lubricating H/D hydraulic motor, and an abrasion resistant cast iron impeller to extend pump life.

The convenient **Split Grip Handle** provides a well balanced lift and protection for the hydraulic components.

Pair the **REL-TP4** Trash Pump with the **REL-HPU-2000** Hydraulic Power Unit to make a **Powerful Portable Combo** for high volume trash pump and dewatering applications.

Consult your local Reliable representative for more "Tooling Solutions" available from **Reliable Equipment & Service Co., Inc.**

SPECIFICATIONS

Capacity	875 gpm (3312 lpm)
Discharge Dia.	4 in. (100 mm) Cam Lock
Inlet Dia.	3 in. (75 mm)
Pressure	2,000 psi (140 bar)
Flow	7–10 gpm (26–38 lpm)
Porting	#10 SAE (pressure)
.....	#12 SAE (return)
Connections	1/2 in. Male Pipe (Pressure)
.....	1/2 in. Male Pipe (Return)
Height (w/ handle) ..	19 in. (48.2 cm)
Length	19 in. (48.3 cm)
Width	15 in. (38.1 cm)
Weight	59 lbs (26.8 kg)



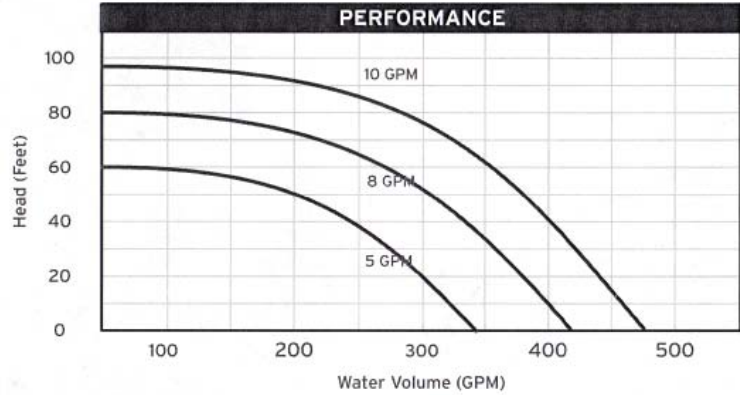
301 Ivyland Road • Warminster, PA 18974
Phone: 800-966-3530 • Fax: 215-357-9193

Visit us on the web at www.Reliable-Equip.com

HYDRAULIC TRASH PUMP PERFORMANCE



REL-TP3 3" TRASH PUMP



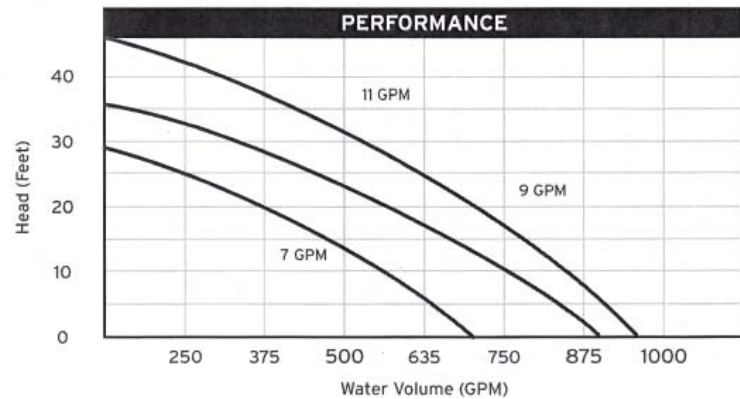
Testing was done in a controlled environment with a fixed discharge assembly using regulated pressures and flows.

Results may vary under field conditions.

The warranty becomes void if the maximum pressures and flows are exceeded.

Backpressure should be measured at the tool before being used. Excessive backpressure will damage shaft seal.

REL-TP4 4" TRASH PUMP



Consult your supervisor, safety personnel, or RELIABLE EQUIPMENT with any questions regarding the safe operation of this tool.