



# RELIABLE EQUIPMENT & SERVICE CO., INC.

REL-5000-WG  
5,000 lbs.



PARALLEL JAW


REL-10000-WG  
10,000 lbs.



LARGE HANDLE EYE

**NEW**  
PRODUCT

REL-12000-WG  
12,000 lbs.



LIGHT WEIGHT


**SPRING LOADED**

## REL-WG Wire Pulling Grips


RELIABLE's **New** line of spring loaded wire grips offer smooth operation and fast action, for positive installation and effortless removal.

## 3 SIZES AVAILABLE NOW!


REL-5000-WG  
Weight: 3.7 lbs.



REL-10000-WG  
Weight: 7.0 lbs.



REL-12000-WG  
Weight: 8.3 lbs.



<hr/>		
REL-5000-WG	<hr/>	
Capacity	5,000 lbs.	
Wire Diameter	Min. .18 in.	Max. .6 in.
Gauge	Min. 6 AWG	Max. 4/0 AWG
Handle Eye:	1-1/4 in. X 2 in.	
<hr/>		
REL-10000-WG	<hr/>	
Capacity	10,000 lbs.	
Wire Diameter	Min. .30 in.	Max. .8 in.
Gauge	Min. 1 AWG	Max. 450 MCM
Handle Eye:	1-3/8 in. X 2-1/4 in.	
<hr/>		
REL-12000-WG	<hr/>	
Capacity	12,000 lbs.	
Wire Size	Min. .70 in.	Max. 1.25 in.
Gauge	Min. 397 MCM	Max. 1130 MCM
Handle Eye:	1-3/8 in. X 2-3/8 in.	

---

RELIABLE EQUIPMENT & SERVICE CO., INC.

---

92 Steamwhistle Drive • Ivyland, PA 18974  
 Phone: 800-966-3530 • Fax: 215-357-9193  
 Visit us on the web at [www.Reliable-Equip.com](http://www.Reliable-Equip.com)