

# RELIABLE EQUIPMENT & SERVICE CO., INC.

## REL-20000-WG

WIRE PULLING GRIP  
20,000 lb. (10 TON)



Aluminum  
ONLY

**The REL-20000-WG is the grip you need for your next BIG PULL**

Jaws open smoothly and release instantly for easier insertion or removal of wire.

Manual Cable Gates can be secured to provide an added level of security.

Large handle eye opening accepts standard hooks and easily attaches to tackle blocks.

11.8 inch jaw provides extra gripping surface.

### WARNING

**Do not exceed rated capacity.**

Grips are to be used for temporary installation, not for permanent anchorage.


<b>Minimum Cable Diameter:</b>	<b>1.24" Aluminum</b>
<b>Maximum Cable Diameter:</b>	<b>1.8" Aluminum</b>
<b>Maximum Safe Load:</b>	<b>20,000 lbs.</b>
<b>Gripping Surface:</b>	<b>11.8 inches</b>
<b>Weight:</b>	<b>34 lbs.</b>



## RELIABLE EQUIPMENT & SERVICE CO., INC.


92 Steamwhistle Drive • Ivyland, PA 18974  
Phone: 800-966-3530 • Fax: 215-357-9193

Visit us on the web at [www.Reliable-Equip.com](http://www.Reliable-Equip.com)




# RELIABLE EQUIPMENT & SERVICE CO., INC.

REL-5000-WG  
5,000 lbs.



PARALLEL JAW


REL-10000-WG  
10,000 lbs.



LARGE HANDLE EYE

**NEW**  
PRODUCT

REL-12000-WG  
12,000 lbs.



LIGHT WEIGHT


**SPRING LOADED**

## REL-WG Wire Pulling Grips


RELIABLE's **New** line of spring loaded wire grips offer smooth operation and fast action, for positive installation and effortless removal.

## 3 SIZES AVAILABLE NOW!


REL-5000-WG  
Weight: 3.7 lbs.



REL-10000-WG  
Weight: 7.0 lbs.



REL-12000-WG  
Weight: 8.3 lbs.



<b>REL-5000-WG</b>		
Capacity	5,000 lbs.	
Wire Diameter	Min. .18 in.	Max. .6 in.
Gauge	Min. 6 AWG	Max. 4/0 AWG
Handle Eye:	1-1/4 in. X 2 in.	
<b>REL-10000-WG</b>		
Capacity	10,000 lbs.	
Wire Diameter	Min. .30 in.	Max. .8 in.
Gauge	Min. 1 AWG	Max. 450 MCM
Handle Eye:	1-3/8 in. X 2-1/4 in.	
<b>REL-12000-WG</b>		
Capacity	12,000 lbs.	
Wire Size	Min. .70 in.	Max. 1.25 in.
Gauge	Min. 397 MCM	Max. 1130 MCM
Handle Eye:	1-3/8 in. X 2-3/8 in.	

RELIABLE EQUIPMENT & SERVICE CO., INC.

92 Steamwhistle Drive • Ivyland, PA 18974  
 Phone: 800-966-3530 • Fax: 215-357-9193  
 Visit us on the web at [www.Reliable-Equip.com](http://www.Reliable-Equip.com)