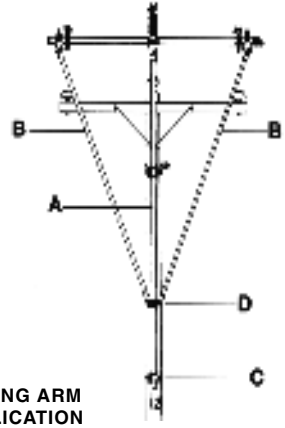


SIDE ARM APPLICATION



LIFTING ARM APPLICATION

ACCESSORY TOOLS REQUIRED FOR SIDE ARM APPLICATION

One	B	2" x 8' Wire Tong	H4646-8
One	E	Pole Type Saddle with Clevis	M4740-15W

Plus necessary insulated hand held tools.

ACCESSORY TOOLS REQUIRED FOR LIFTING ARM APPLICATION

One	A	2-1/2" x 16' Wire Tong	H4647-16
Two	B	2" x 8' Wire Tong	H4646-8
Two	C	Pole Type Saddles with Extension and 2-1/2" Pole Clamps	M4740-18W
One	D	2-1/2" Pole Clevis	M1728-5

Plus necessary insulated hand held tools.



Tooling solutions for the power utility industry.



WIRE TONGS


Designed for moving and holding live conductors clear of the working area, for flat crossarm and/or ridge pin-construction, on horizontal post insulator structures, all types of suspension insulator lines, as auxiliary arm braces, and in EHV construction for brace pole or ladder positioning guides.

Chance Wire Tongs are made with Epoxiglas[®] poles. The castings are made of heat treated aluminum alloy, separated by bronze wear rings. A family of clamps, attachments, saddles, and lever lifts allow the wire tongs to be adapted specifically to the mechanical requirements of various maintenance jobs.

The wide range jaws can be clamped tightly on the conductor by turning the stick from a position beyond the minimum working clearances.

PART NO.	POLE DIA. & LENGTH	OVERALL LENGTH	WIRE SIZE		APPROX. WEIGHT
			MIN.	MAX.	
H4645-8	1-1/2" x 8'	8' 7-1/2"	0.16"	2.25"	7 lb.
H4646-8	2" x 8'	8' 8"	0.16"	2.25"	11 lb.
H4647-10	2-1/2" x 10'	10' 8"	0.16"	2.25"	16-1/2 lb.
C400-0171	3" x 12'	12' 10"	0.16"	2.25"	30 lb.

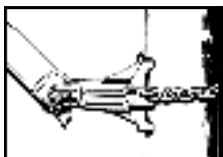
Other Wire-Tong Sizes and Lengths Available.



NOTE: Please refer to the WORKING LOAD charts and diagrams in this section or consult your Reliable representative for further assistance and special applications.

WIRE-TONG SADDLE CLEVIS

This clevis is used to attach the butt ring of a wire tong, used as a brace for an auxiliary crossarm, to a wire tong saddle . . . so the wire tong can be pivoted to engage the wire tong arm stirrup. Thus the wire tong can be attached after the arm has been secured to the pole.

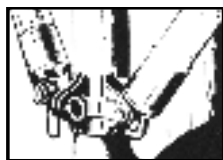


PART	DESCRIPTION	WT.
M4740-14	Wire-Tong Saddle Clevis	14 oz.



WIRE-TONG POLE CLEVIS

The Wire Tong Pole Clevis clamps around the vertical wire tong supporting an auxiliary crossarm, and engages the butt rings of the two wire tongs used as side braces.



PART	DESCRIPTION	WT.
M1728-5	2-1/2" Wire-Tong Pole Clevis	2.50 lb.
C400-0345	3" Wire-Tong Pole Clevis	3.75 lb.

TO ORDER CALL: 800-966-3530 OR FAX: 215-357-9193