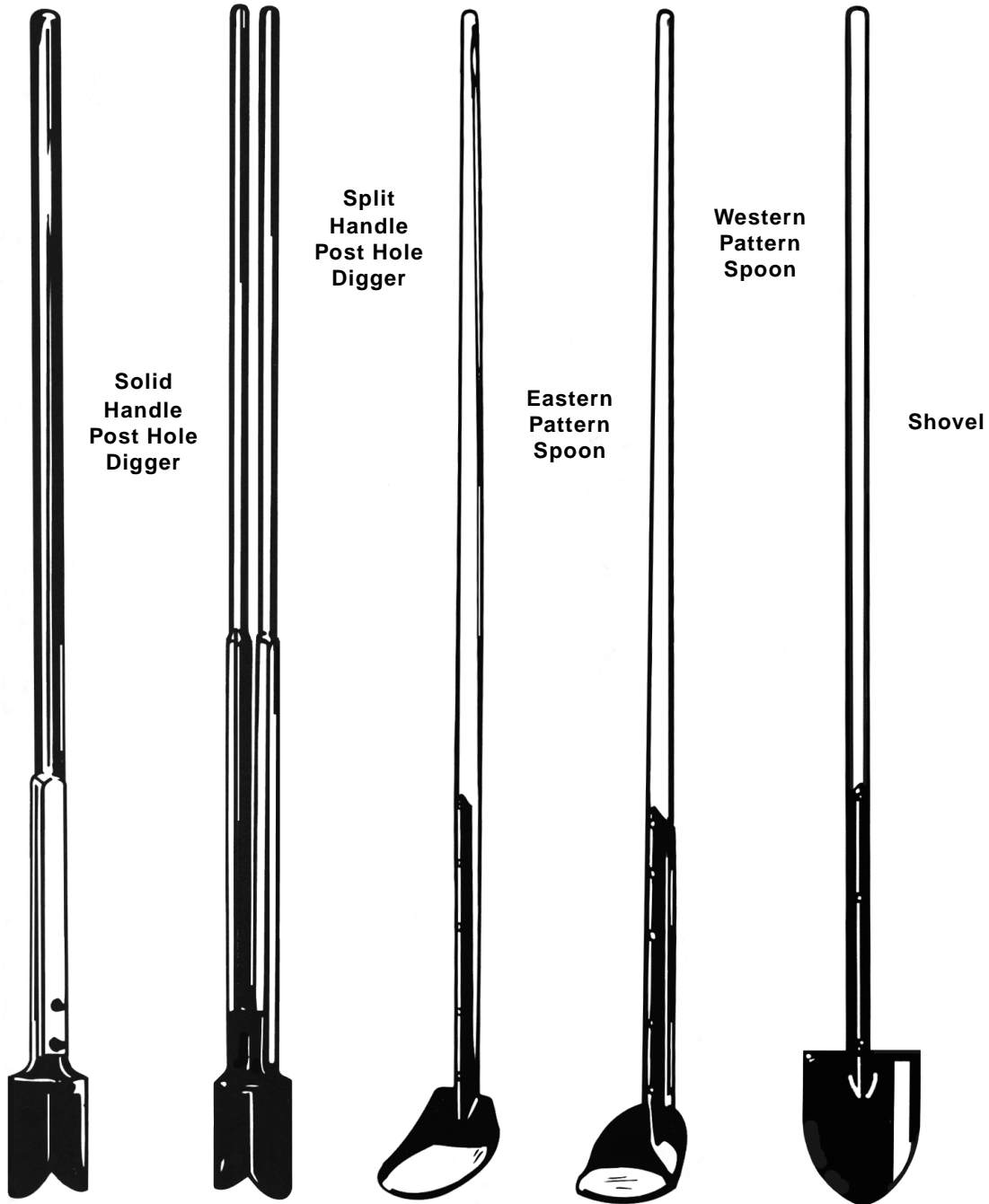




*Tooling solutions for the power utility industry.*




PART	DESCRIPTION	REPL. HNDL.
2050-8	8' SPLIT HANDLE POST HOLE DIGGER	2050-A
2051-8	8' SOLID HANDLE POST HOLE DIGGER	2051-A
2025	9' SPOON - WESTERN PATTERN	1007
2025-E	9' SPOON - EASTERN PATTERN	1007
2026	10' SPOON - WESTERN PATTERN	1008
2026-E	10' SPOON - EASTERN PATTERN	1008
2034	9' SHOVEL	1007
2035	10' SHOVEL	1008

**TO ORDER CALL: 800-966-3530 OR FAX: 215-357-9193**



*Tooling solutions for the power utility industry.*



PART	DESCRIPTION	REPL. HNDL.
TB-6	1" x 6' DIGGING BAR	* * *
1066	1-1/8" x 9' DIGGING BAR	* * *
852	9' DIGGING SPUD	* * *
1056	9' HEAVY SHOE TAMPING BAR	2003A
3698-9	9' CURVED HEAD TAMPING BAR	3698A
C302-0003	9' EXPANDING & TAMPING BAR	* * *
C302-0004	10' EXPANDING & TAMPING BAR	* * *


Other handle lengths available. Contact your RELIABLE representative for more information.

**TO ORDER CALL: 800-966-3530 OR FAX: 215-357-9193**




*Tooling solutions for the power utility industry.*

**NUPLA - E-SERIES  
DOUBLE FACE SLEDGE HAMMERS**



Part	Description	Approx. Wt.
BD3-ESG	Sledge, 3 lb. nominal weight, SG grip	3.75 lbs.
BD8-ESG	Sledge, 8 lb. nominal weight, 32" handle, SG grip	10.25 lbs.
BD10-ESG	Sledge, 10 lb. nominal weight, 32" handle, SG grip	12.25 lbs.



**NUPLA - E-SERIES SHOVELS**  
Round Point, Square Point, Trenching, and New Fox Blade

Part No.	Description	Approx. Wt.
SSR2L-E	#2 Rd. Pt. Solid Shank, 48" handle	6.00 lb.
SSR2L-E(F)	#2 Rd. Pt. Solid Shank, 48" handle, <i>New Fox Blade</i>	5.50 lb.
RP14L-E	#2 Rd. Pt. Heavy Gauge, 48" handle	5.50 lb.
SP14L-E	#2 Sq. Pt. Heavy Gauge, 48" handle	5.80 lb.
TS-5-E	Trenching Shovel, 5" blade, 48" handle	4.30 lb.

**TO ORDER CALL: 800-966-3530 OR FAX: 215-357-9193**