

# RELIABLE EQUIPMENT & SERVICE CO., INC.



R-CH-3000

R-CH-6000

## R-CH-3000 & R-CH-6000 MANUALLY LEVER OPERATED 1-1/2 & 3 TON LINK CHAIN HOIST

The **R-CH Series** 1-1/2 & 3 ton hoists promise to provide years of dependable service, under the rigorous conditions demanded by the Power Utility & Construction Industries.

The **R-CH Series** hoists feature a time tested and field proven ratchet & pawl design for transmission and distribution applications.

### FEATURES:

Light weight, compact design that is simple to operate and easy to maintain.

Cast steel alloy construction provides unmatched resistance to shock and fatigue.

The Ratchet and Pawl Mechanism provides safe operation in which one pawl is always engaged during lifting and lowering operations.

May be rigged for use in lifting, pulling or binding applications from any position.

Minimal head & face room required for operation. Safety hooks rotate 360° and feature spring latches to provide secure support and load connections. Quickly remove slack by pulling the free chain.

Redundant safety measures prevent handle rotation or chain release under load if the operator were to lose control of the handle.

5 Foot Standard lift. *Custom lift lengths available.*

Manufactured to meet **ASME B30.21**


R-CH-3000	R-CH-6000
Capacity: 1-1/2 Ton	Capacity: 3 Ton
Approx Pull: 72 lbs.	Approx Pull: 75 lbs.
Handle: 17 in.	Handle: 17 in.
Head: 11 in.	Head: 15-7/8 in.
Stand. Lift: 55-1/2 in.	Stand. Lift: 54 in.
Weight: 15.25 lbs.	Weight: 21.25 lbs.



## RELIABLE EQUIPMENT & SERVICE CO., INC.


301 Ivyland Road • Warminster, PA 18974  
Phone: 800-966-3530 • Fax: 215-357-9193  
Visit us on the web at [www.Reliable-Equip.com](http://www.Reliable-Equip.com)

# Hoist Size Matters - 1-1/2 ton Models are shown



R-CH-3000

Wt: 15.25 lbs.  
Head: 11 in.  
Handle: 17 in.



MA-30


Wt: 23 lbs.  
Head: 15 in.  
Handle: 20.5 in.



C309-0439

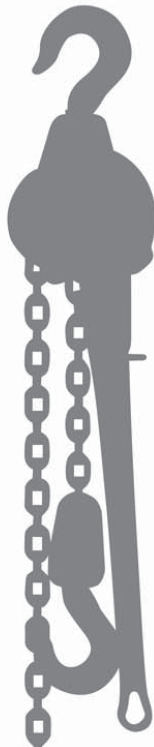
Wt: 22 lbs.  
Head: 16 in.  
Handle: 20 in.

## Side View




R-CH-3000

The RELIABLE R-CH-Series hoists offer the most power in the smallest, lightest steel hoist body.



MA-30

Compare the CH-Series hoists with any Lever Type 1-1/2 - 3 Ton Hoist, and you'll know why the R-CH Series is the right choice for your next hoist purchase.



C309-0439



# RELIABLE EQUIPMENT & SERVICE CO., INC.

## R-CH-12000

### MANUALLY LEVER OPERATED 6 TON LINK CHAIN HOIST

The R-CH Series 6 ton hoists promise to provide years of dependable service, under the rigorous conditions demanded by the Power Utility & Line Construction Industries.

The R-CH-12000 feature a time tested and field proven ratchet & pawl design for transmission and distribution applications.

#### FEATURES:

The ratchet and pawl mechanism provides safe operation in which one pawl is always engaged during lifting and lowering operations.

Cast steel alloy construction provides unmatched resistance to shock and fatigue.

Minimal head & face room required for operation.

May be rigged for use in lifting, pulling or binding applications from any position.

Safety hooks rotate 360° and feature spring latches to provide secure support and load connections.


The compact design is simple to operate and easy to maintain.

Quickly remove slack by pulling the free chain.

Redundant safety measures prevent handle rotation or chain release under load if the operator were to lose control of the handle.

5 Foot Standard lift.

*Custom lift lengths available.*



Manufactured to meet  
**ASME B30.21**

#### R-CH-12000

<b>Rated Capacity:</b>	<b>6 Ton</b>
<b>Approx. Pull:</b>	<b>81 lbs.</b>
<b>Lever Length:</b>	<b>17 in.</b>
<b>Minimum Head Room:</b>	<b>19-1/2 in.</b>
<b>Standard Lift:</b>	<b>53-1/2 in.</b>
<b>Approx. Weight:</b>	<b>46 lbs.</b>



## RELIABLE EQUIPMENT

301 Ivyland Road • Warminster, PA 18974  
Phone: 800-966-3530 • Fax: 215-357-9193  
Visit us on the web at [www.Reliable-Equip.com](http://www.Reliable-Equip.com)